

DATA MANAGEMENT

# UOP OpAware™ Operations Monitoring Tool

Automated, collaborative data management

The collection and management of operating data can be cumbersome and tedious. Today, process engineers can spend more time gathering, organizing and processing data than they do optimizing operations. The UOP OpAware™ Operations Monitoring Tool takes on this task for you and offers valuable information that will help you make better operating decisions.

## What is OpAware?

The UOP OpAware™ Operations Monitoring Tool provides an automated, online summary of your process operations, with data validation, standard calculations and trends. This gives your process engineers timely, valuable insight into unit performance. The tool enables real-time collaboration, between the refinery process engineer and UOP technical specialists, to analyze your process and make improvements that will maximize your



*Real-time collaboration between plant staff and UOP technical specialists to help maximize on-stream performance and profitability.*

## FEATURES & BENEFITS

### Secure Online Collaboration

A historical record of process data, calculated results, documentation and discussion is maintained on the secure OpAware website. This ensures information is retained and can also be used as training material for new engineers.

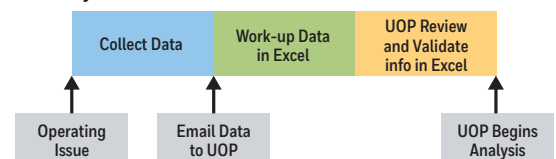
### Speed of Response

Your raw data is automatically validated and transformed into actionable information in a timely manner by the OpAware system; enabling quicker and more informed decision making, as well as a quicker response from UOP to your support requests. When there is a need to contact UOP, higher value discussions with UOP experts are possible as both parties have access to the same information at the same time. Improved speed and quality of response can be vital when troubleshooting operational issues.

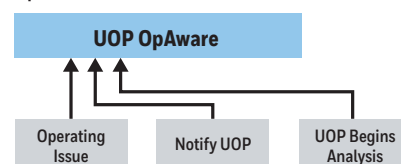
### Automatic Data Processing

The OpAware tool offers significant productivity gains through automatic data processing. This timesaving process enables the unit engineer to focus on optimization, not data gathering and manipulation. KPIs are automatically calculated, leading to quicker issue identification and operational improvements.

### Manually-enabled service



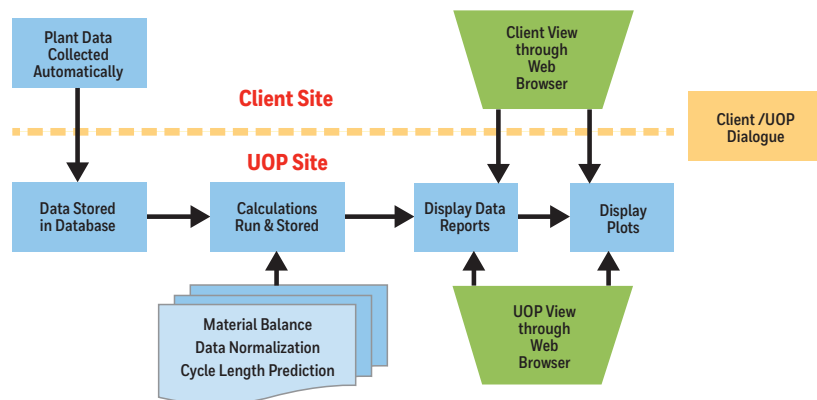
### OpAware-enabled service



## System Description

The OpAware system collects data from the information systems at your site and transfers that data to UOP through a proven and secure system.

UOP performs a series of calculations that transforms the data into valuable information on the performance of your process unit. This process information, in the form of plots and reports, is displayed on a secure internet website accessible only by you and UOP support personnel.



## UOP Expertise

UOP technical experts are involved in the development of each OpAware website. This ensures that we incorporate our expertise of over 100 years supporting the Oil and Gas Industry, with your data to provide the most valuable insight into the operation and performance of your process unit.

## Experience

The OpAware Operations Monitoring Tool is available to support units with UOP licenses and catalyst in the following technologies:

- UOP Unicracking™ and Unionfining™ units
- UOP CCR and Semi-Regen Platforming™ units
- Aromatics Complexes including
  - UOP Parex™
  - UOP Isomar™
  - UOP Sulfolane™
  - UOP Tatoray™ units
- UOP Penex™ and Butamer™ units
- UOP Oleflex™ units
- UOP FCC units

### For more information

[www.uop.com](http://www.uop.com)

### UOP LLC, A Honeywell Company

25 East Algonquin Road  
Des Plaines, IL 60017-5017, U.S.A.  
[www.uop.com](http://www.uop.com)

© 2016 UOP LLC. All rights reserved.  
The information in this document should not be construed as a representation for which UOP assumes legal responsibility, or an authorization or recommendation to practice a patented invention without a license.  
UOP4802-1b August 2016

